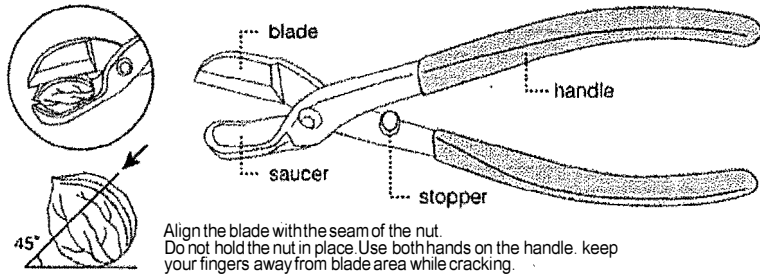


# Japanese Nutcracker Instructions

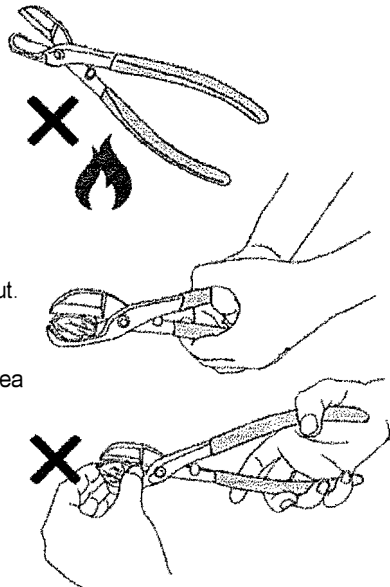


## Thank you for purchasing this Furusawa Mfg Co. product.

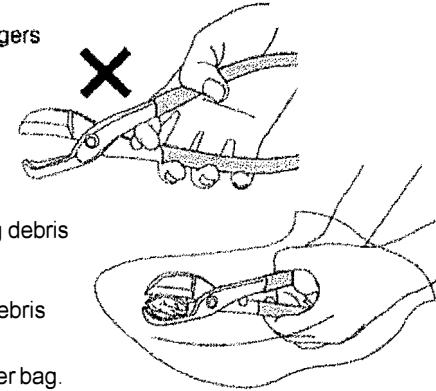
This product was designed exclusively to separate Japanese Walnuts (for hard walnuts). This product must not be used for any purpose other than cracking Japanese Walnuts.

As this is a knife, handle carefully.

- Keep away from flame.  
The handle is made from resin and will melt.
- The blade is a knife.  
do not touch with bare hands.
- Align the blade with the seam of the nut.  
Do not hold the nut in place.  
Use both hands on the handle.  
Keep your fingers away from blade area while cracking.
- If you hold the nut with your fingers,  
it may cause injury.  
Ensure your fingers are not holding the nut.



- Use carefully as not to get your fingers caught in the stopper area.



- Use safety goggles in case of flying debris when the walnut is cracked.
- To reduce the possibility of flying debris when the walnut is cracked, use the product in a plastic or paper bag.

- To avoid injury by debris left after cracking the walnut, clean around the area used to crack the nut.

- Do not use with excessive force when trying to crack difficult to split walnuts as it may cause a damage of the product.

- Do not hit the blade with hard or heavy objects such as a hammer as this will damage the product.

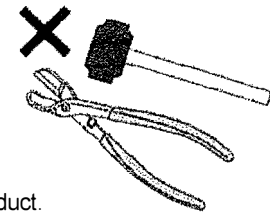
- This product is constructed from durable materials, but this product is not a permanent item.

- If you feel any discomfort or difficulty in using this product, stop usage of the product immediately.

- Plating was used in creating this product. Though this plating is not harmful, be careful not to ingest any peelings from the plating to avoid any health problems.

- Stop usage of the product if the plating starts to peel.

- After use, store the product in a safe place as this product contains a sharp knife.




- Keep the product in a safe place, out of the reach of children.

- This product is intended for adult use.

When the product will be used by a child, be sure to guide and supervise the child at all times.

- Do not strike or pinch, people, animals or any living thing.



### How to care for the product after use

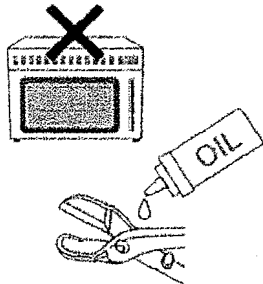
- If the product is left uncleaned after use, mold may begin to accumulate, which may cause a damage to health. Therefore, clean the product thoroughly after each use. Handle with care when cleaning the product so as not to harm yourself with the sharp blade.

- If the product is not cleaned, mold and rust may begin to accumulate, which may cause health problems. Wipe with a clean dry cloth. In that case, handle with care when cleaning the product to avoid injury by the sharp blade.

- Do not alter or modify this product as it may cause damage and injury.

- If the product is dropped on hard surfaces such as concrete check the product and especially the blade to ensure there is no damage. Then use the product carefully. If you find any cracks or damage, stop usage of the product.

- This product should not be placed in a dishwasher, dish dryer, microwave or oven. This may cause the product to break, catch fire or burn the user.



- If the product has not been used for six months, we recommend applying lubricant to the connecting portion and blade.

### Product Accessory (Hojikurumin) Instructions



- This item is an accessory of the Japanese Nut Cracker.
- This accessory is designed to remove the walnut from the cracked shell.
- Do not use for different purpose than removing the walnut from the shell.
- It is not possible to remove the walnut without breaking. Therefore, remove the walnut by piercing the walnut and gently removing piece by piece.

- Do not apply excessive force. This product is constructed from thin stainless steel and will bend.

- Repeated bending will damage the product due to metal fatigue and cause injury.

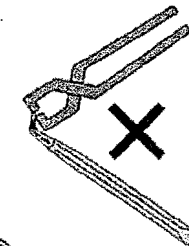
- The potential for injury is increased if you use the product when damaged. Do not use the product when damaged.



- The tip of the product is narrow. Keep the product away from any person or animal.

- This product was created with a rounded tip to avoid injury. Do not use with excessive force or unreasonable use to avoid any injury.

- If the tip is altered or modified it increases the risk of injury. Do not alter or modify the tip in any way.



- Keep away from flame. The handle is made from resin and will melt.



- This product should not be placed in a dishwasher, dish dryer, microwave or oven. It may cause the product to break or catch fire.

